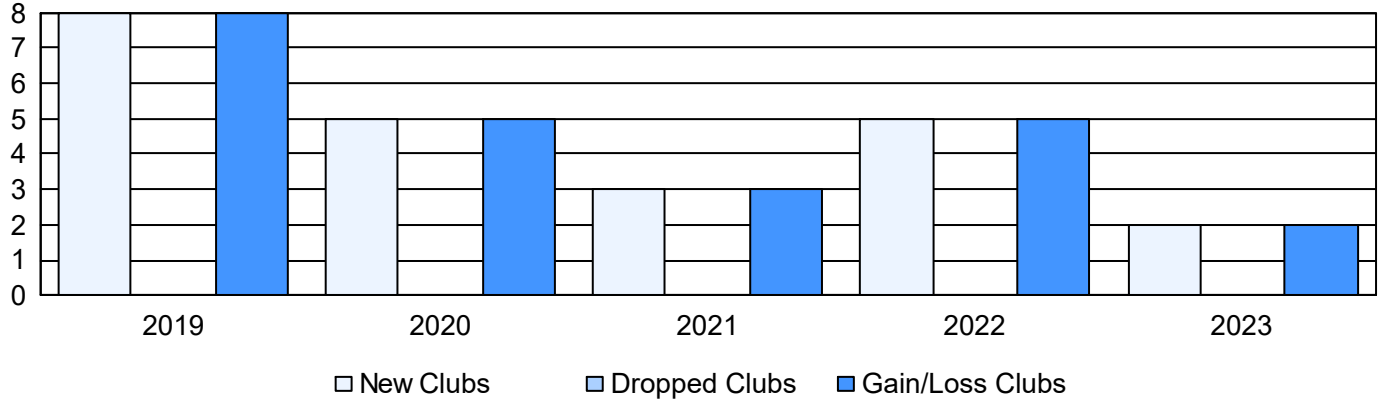
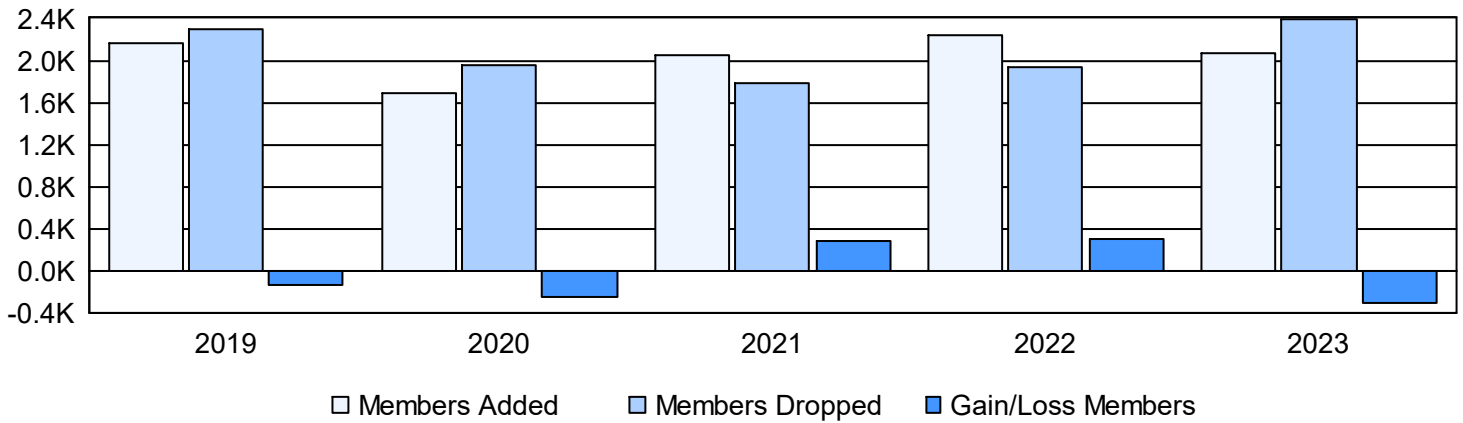


Year	New Clubs	Dropped Clubs	Gain/ Loss Clubs	New Members	Charter Members	Reinstate Members	Transfer Members	Total Member Added	Total Members Dropped	Gain/ Loss Members
2018-2019	8	0	8	1,590	303	194	80	2,167	2,296	-129
2019-2020	5	0	5	1,343	186	121	42	1,692	1,950	-258
2020-2021	3	0	3	1,666	127	190	71	2,054	1,774	280
2021-2022	5	0	5	1,842	169	167	60	2,238	1,939	299
2022-2023	2	0	2	1,705	91	180	97	2,073	2,381	-308
Average	5	0	5	1,629	175	170	70	2,045	2,068	-23

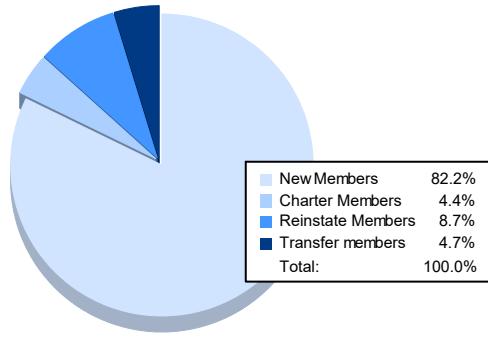
Clubs



Members



Membership Composition June 2023 Cumulative



Gender Composition June 2023 Cumulative

